

msi

Panel protect function

面板保護功能

面板保护功能



THE LEAP TO
SINGULARITY



msi

Agenda

English

繁體中文

简体中文

THE LEAP TO SINGULARITY

The MSI logo is displayed in a white, italicized, sans-serif font. It is positioned on the left side of the slide, partially enclosed by a vertical white line that extends upwards from the text. The background of the slide is a scenic landscape with a blue sky, white clouds, and a body of water reflecting the sky and clouds. In the foreground, there is a sandy beach with some sparse vegetation.

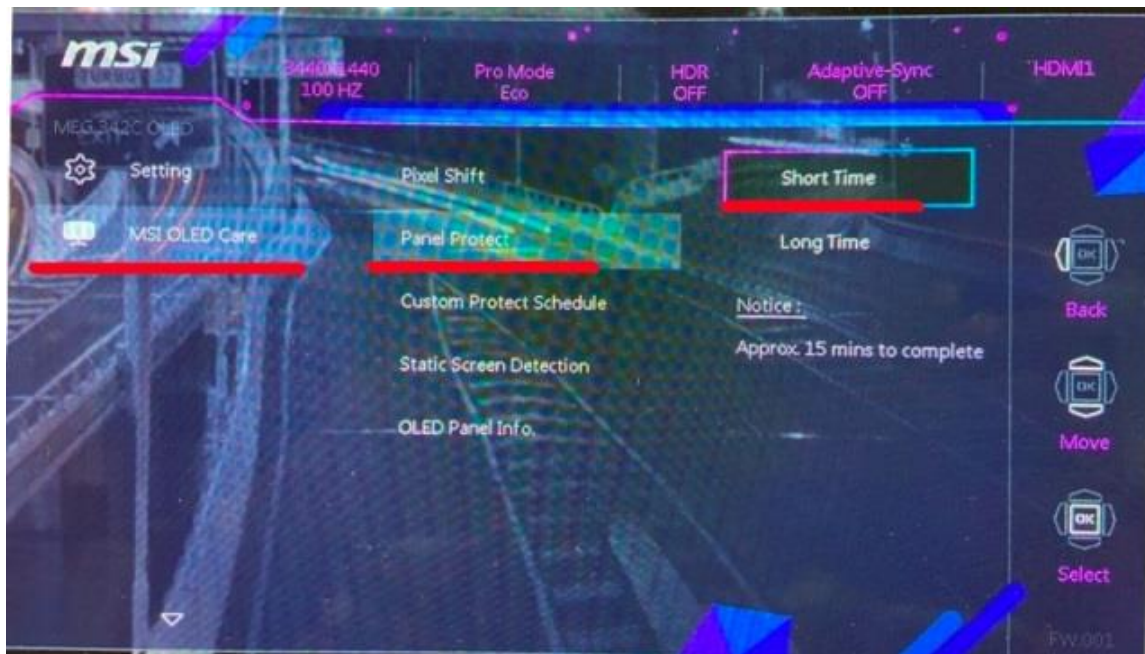
msi

How to do panel protect
function on OSD menu
when image sticking
(Burned-In Image) on OLED
panel?

THE LEAP TO SINGULARITY

Step1: Click **Short Time** on OSD menu

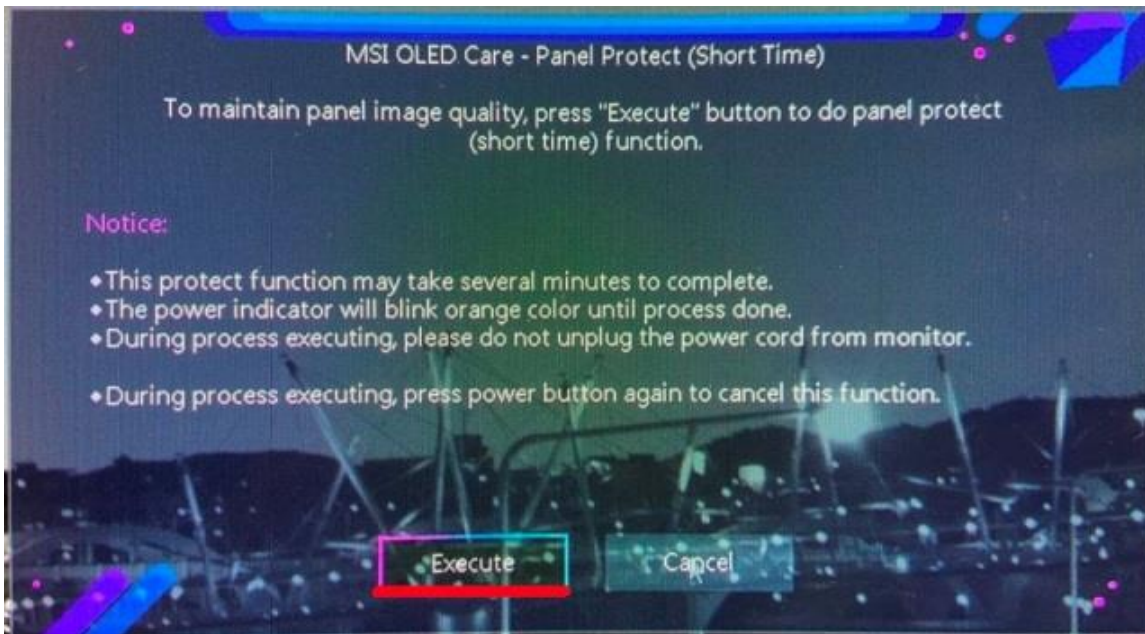
Please click **Short Time** of panel protect under MSI OLED Care sheet on OSD menu by navi key.



Step2: Press **Execute** to do panel protect function.

Please press **Execute** by navi key to do panel protect (short time) function.

This protect function may take several minutes to complete.



Note:

If still, please to do "Long Time" of panel protect for checking.

For Long Time, it may take an hour to complete.

The MSI logo is displayed in a white, italicized, sans-serif font. It is positioned on the left side of the slide, partially enclosed by a vertical white line that extends from the top of the text area down towards the bottom of the slide. The background of the entire slide is a vibrant, surreal landscape with a purple and blue sky, snow-capped mountains, and a body of water reflecting the scene. There are several semi-transparent blue circles scattered across the background, and a small, stylized sailboat is visible in the middle ground.

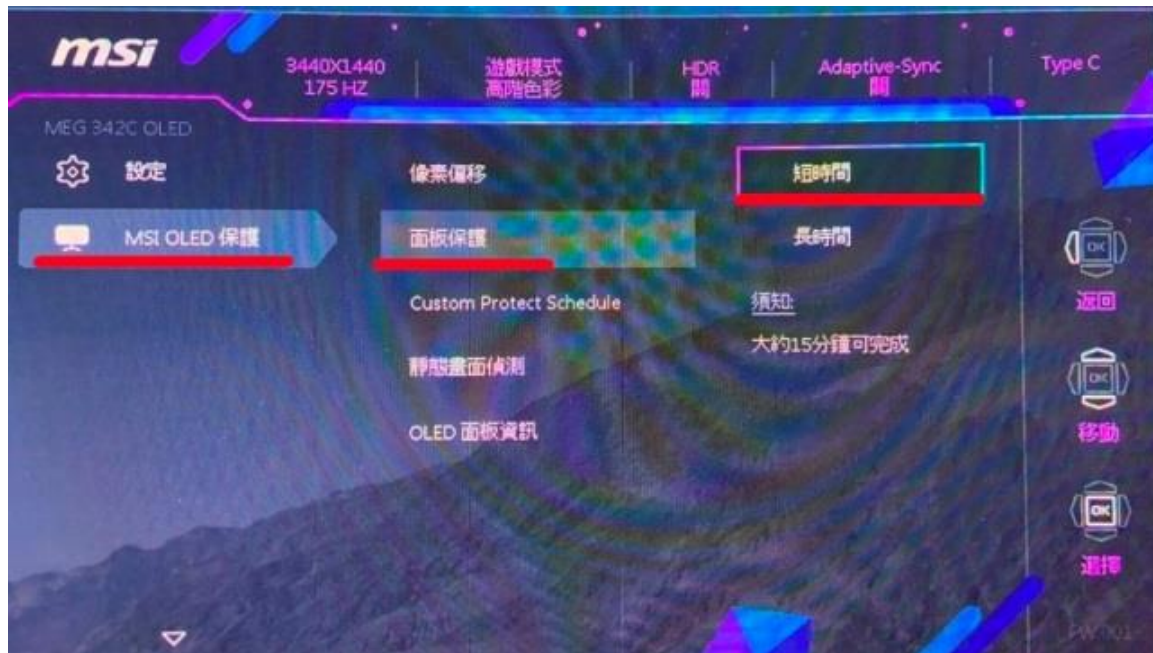
msi

在OLED 面板上有圖像殘留現象時，如何使用面板保護功能？

THE LEAP TO SINGULARITY

步驟一:面板保護中的短時間功能。

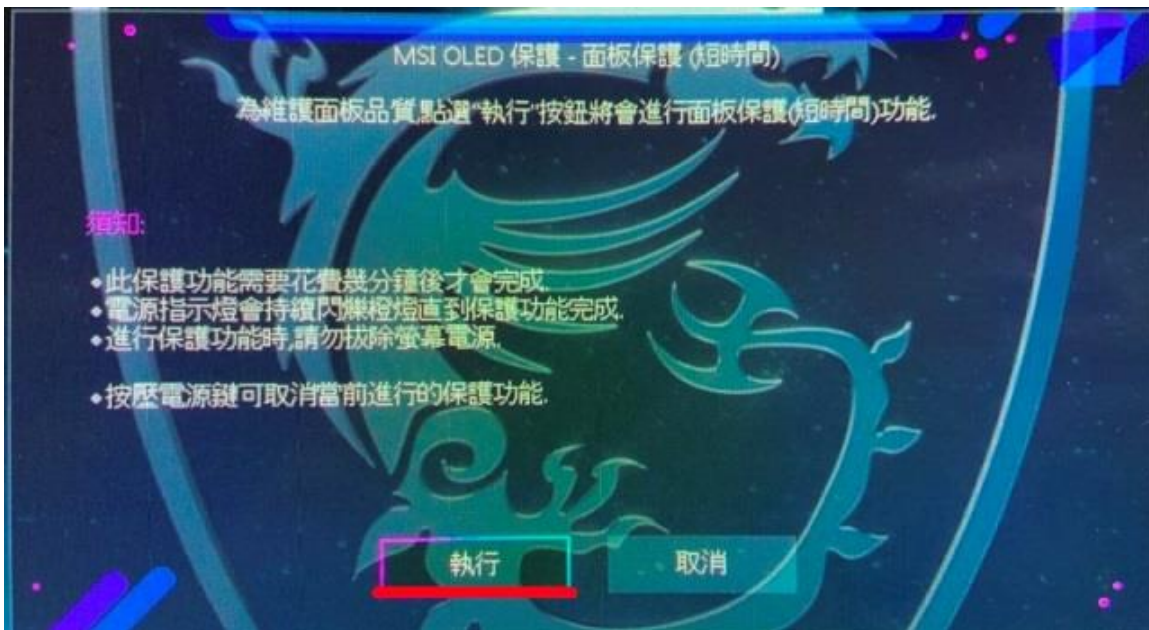
請使用螢幕背面的**導覽鍵**，在OSD的MSI OLED 保護頁面中，選擇面板保護的**短時間**功能。



步驟二:點選**執行鍵**，完成面板保護功能。

請用螢幕背面的**導覽鍵**在頁面中點選**執行鍵**，便可以在幾分鐘內完成面板保護功能。

此保護功能需要花費幾分鐘的時間才能完成。



備註:

如果現象依然存在，請執行面板保護的長時間功能後，再次確認。

長時間功能需要花費約一個小時的時間才能完成。

The MSI logo is displayed in a white, italicized, sans-serif font on the left side of the slide. The background is a scenic landscape with a blue sky, white clouds, and a body of water reflecting the sky and clouds. There are also some decorative elements like a small sailboat and a blue sphere in the water.

msi

在OLED 面板上有图像残留现象时，如何使用面板保护功能？

THE LEAP TO SINGULARITY

步骤一:面板保护的短时间功能。

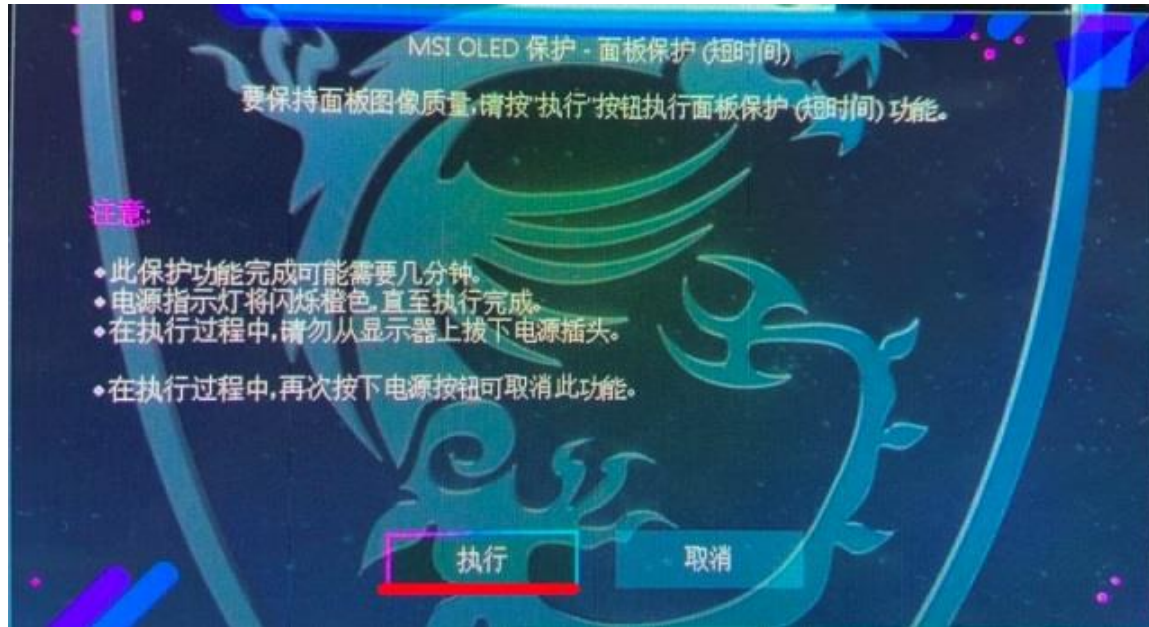
请使用萤幕背后的**宏键**，在OSD的MSI OLED 保护页面中，选择面板保护的**短时间**功能。



步骤二:点选**执行键**，完成面板保护功能。

请使用萤幕背后的**宏键**在页面中点选**执行键**，便可以在几分钟内完成面板保护功能。

此保护功能完成可能需要几分钟。



备注:

如果现象依然存在，请执行面板保护的长时间功能后，再次确认。

长时间功能完成可能需要一个小时的时间。



msi

THE LEAP TO SINGULARITY

